

Consumer Price Index

Not Seasonally Adjusted

February 2024

All Items (2002=100)

Year over Year February 2023 to February 2024

- NL increased 2.0%
- St. John's increased 2.5%
- Canada increased 2.8%

Month over Month January 2024 to February 2024

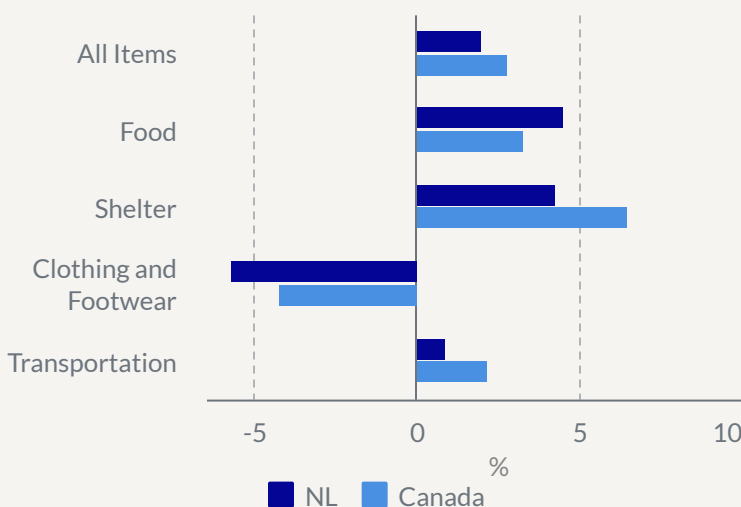
- NL increased 0.5%
- St. John's increased 0.6%
- Canada increased 0.3%

2013 to 2023 Trend

- NL increased 26.2%
- St. John's increased 25.5%
- Canada increased 27.9%

Select Component Percent Change, Year over Year (Rate of Inflation)

February 2023 to February 2024



Highlights
Percent Change (2002=100)

Year over Year February 2023 to February 2024

- Energy**
- NL decreased 1.7%
- Canada increased 1.3%

Food

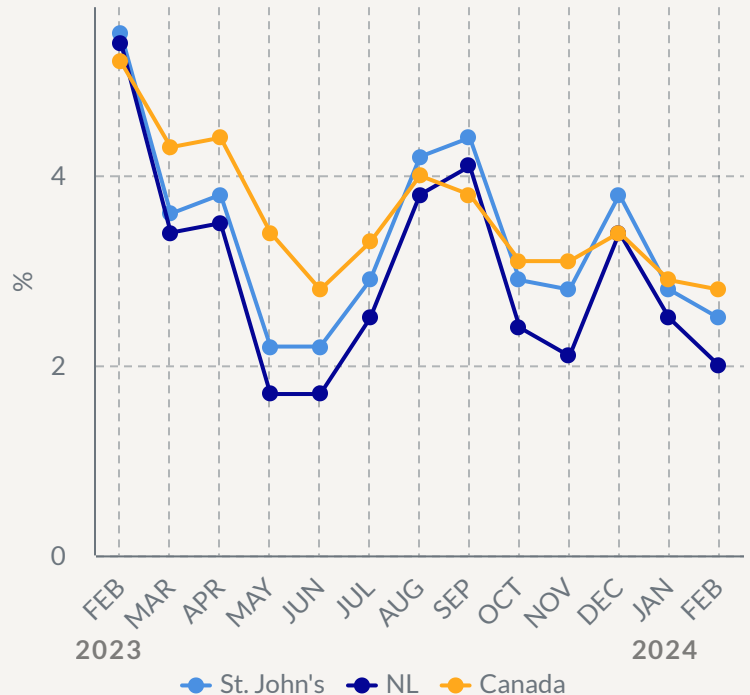
- NL increased 4.5%
- Canada increased 3.3%

All Items excluding food and energy

- NL increased 1.8%
- Canada increased 2.8%

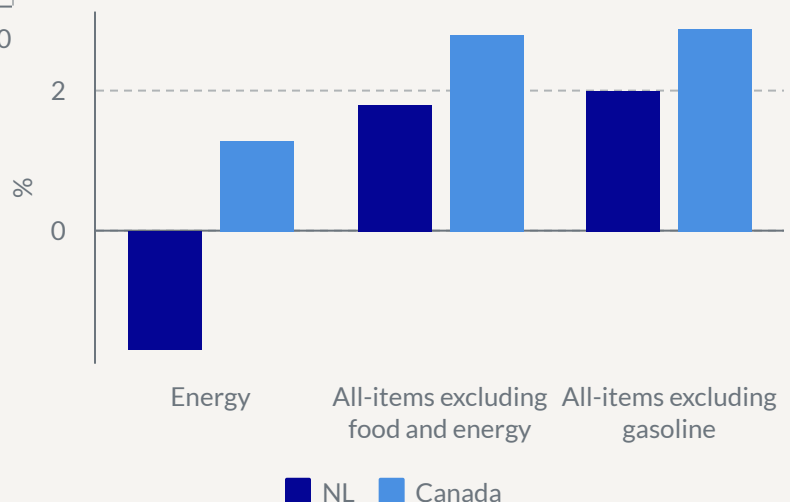
The Consumer Price Index (CPI) represents changes in prices as experienced by Canadian consumers. It measures price change by comparing, through time, the cost of a fixed basket of goods and services.

Percent Change, Year over Year
All Items (2002=100)



Special Aggregate Percent Change, Year over Year (Rate of Inflation)

February 2023 to February 2024



Date: March 19th, 2024

Next Release: April 16th, 2024

Source: Compiled by the Newfoundland and Labrador Statistics Agency based on information from Statistics Canada, Consumer Price Index, Table 18-10-0004-13

www.stats.gov.nl.ca

Newfoundland
& Labrador